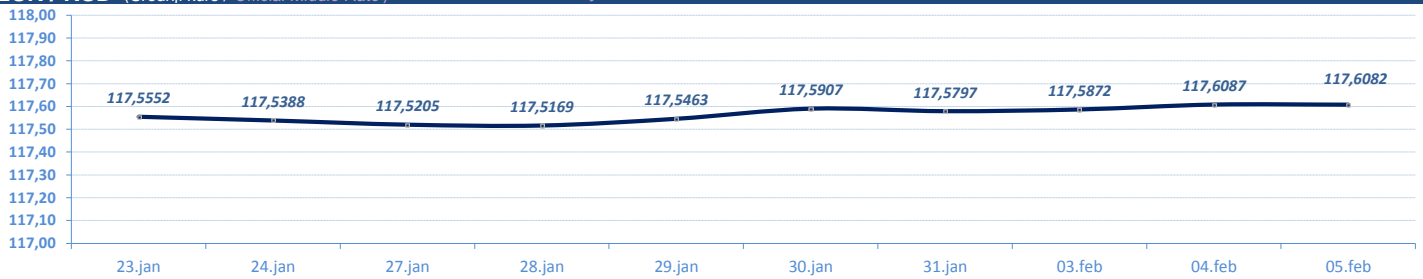


VESTI / NEWS

- ▶ **SREDNJI KURS EUR/RSD**: Dinar bez promene, srednji kurs **117,6082**. Obim međubankarske trgovine evrom na dan 4. Februara do 12:30h iznosio je 24,9 milion evra.
- ▶ **BEOGRADSKA BERZA**: Indeksi zabeležili rast vrednosti, BELEX15 viši za 0,23 odsto, BELEXline viši za 0,2 odsto. Promet veći u odnosu na prethodni dan, na regulisanom tržištu najviše trgovano akcijama Messer Tehnogasa, NIS-a, Philip Morrisa, Alfa plama i Laste.

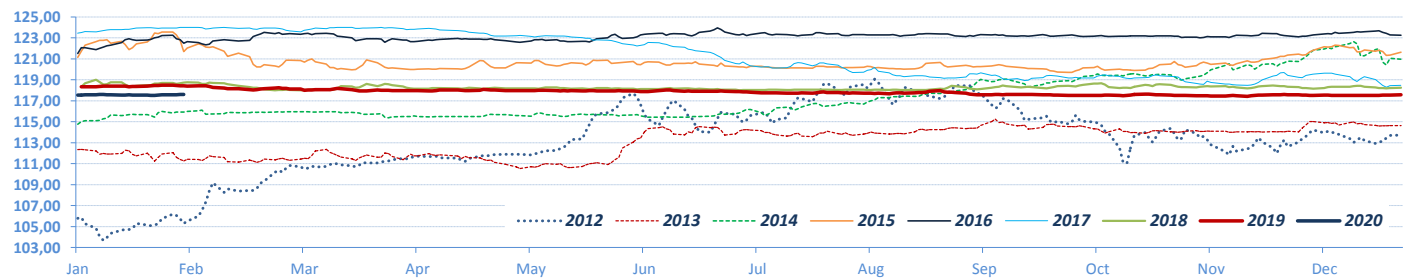
DEVIZNO TRŽIŠTE / FX MARKET

EUR / RSD (Srednji kurs / Official Middle Rate) ▶ 10 dana / 10 days

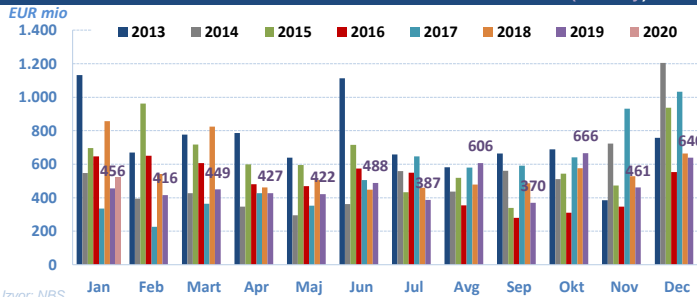


Izvor/Source: NBS

EUR / RSD (Srednji kurs/ Official middle rate) ▶ Jan -

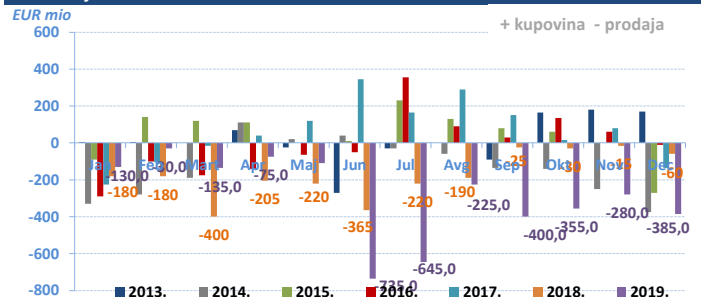


Promet na međubankarskom tržištu / Volumes on FX Interbank market (eur only)

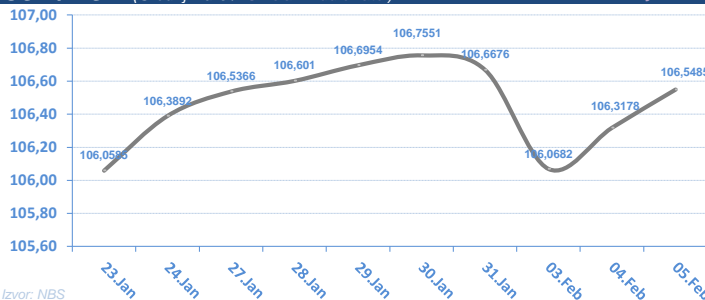


Izvor: NBS

Intervencije NBS na deviznom tržištu / NBS Interventions on FX interbank market

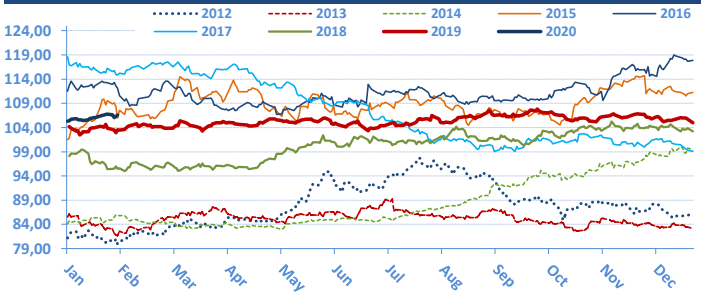


USD / RSD (Srednji kurs / Official middle rate) ▶ 10 dana / 10 days



Izvor: NBS

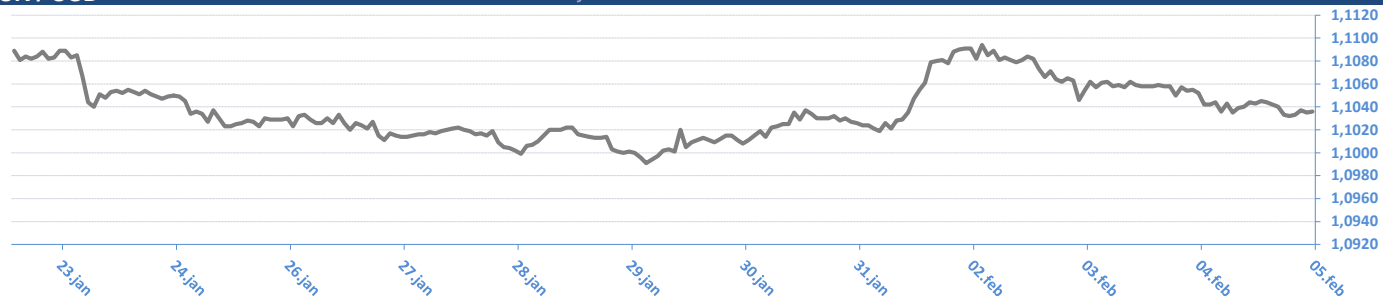
USD / RSD (Srednji kurs / Official middle rate) ▶ Jan -



Monthly change	EUR/RSD	%	USD/RSD	%	Yearly change	EUR/RSD	%	USD/RSD	%
03.01.20	117,5967	0,03%	105,3073	-1,30%	05.02.20	117,6082	-0,62%	106,5485	2,27%
02.12.19	117,5665	0,04%	106,6943	1,33%	03.01.20	117,5967	-0,63%	105,3073	1,08%
01.11.19	117,5235	0,01%	105,2889	-2,38%	03.01.19	118,3439	0,00%	104,1851	6,16%
01.10.19	117,5135	-0,17%	107,8600	0,70%	03.01.18	118,3431	-4,14%	98,1367	-17,25%
02.09.19	117,7193	-0,02%	107,1149	0,55%	04.01.17	123,4512	1,59%	118,6004	6,34%
01.08.19	117,7449	-0,12%	106,5275	2,44%	04.01.16	121,5145	0,30%	111,5324	9,90%
01.07.19	117,8875	-0,04%	103,9939	-1,42%	05.01.15	121,1543	5,58%	101,4863	20,72%
03.06.19	117,9288	-0,03%	105,4914	-0,08%	03.01.14	114,7559	2,14%	84,0641	-1,67%
03.05.19	117,9626	-0,01%	105,5783	0,57%	03.01.13	112,3495	6,20%	85,4889	5,32%
01.04.19	117,9759	-0,13%	104,9794	1,06%	04.01.12	105,7880	-0,21%	81,1693	2,16%
01.03.19	118,1291	-0,25%	103,8772	0,32%	04.01.11	106,0156	10,47%	79,4541	18,48%
01.02.19	118,4266	0,07%	103,5469	-0,61%	04.01.10	95,9679	7,17%	67,0635	4,25%
03.01.19	118,3439		104,1851		05.01.09	89,5436		64,3273	

EUR / USD

► 10 dana / 10 days



EUR / USD



EUR / CHF

► 10 dana / 10 days



EUR / CHF



Izvor / Source: Reuters

05.02.2020 08:36:08

EUR / XX

Valutni par / CCY pair	Kupovni/BID	Prodajni/ASK
EUR/USD	1,1036	1,1040
EUR/JPY	120,6800	120,6900
EUR/GBP	0,8481	0,8482
EUR/CHF	1,0693	1,0695
EUR/DKK	7,4726	7,4731
EUR/NOK	10,1983	10,2003
EUR/SEK	10,5910	10,5950
EUR/CAD	1,4674	1,4679
EUR/AUD	1,6385	1,6388
EUR/HUF	336,0600	336,1800
EUR/CZK	25,1040	25,1110
EUR/PLN	4,2753	4,2764
EUR/HRK	7,4490	7,4540
EUR/RUB	69,6790	69,6900
EUR/NZD	1,7031	1,7038

USD / XX

Valutni par / CCY pair	Kupovni/BID	Prodajni/ASK
USD/EUR	0,9058	0,9058
USD/JPY	109,3200	109,3500
USD/GBP	0,7684	0,7685
USD/CHF	0,9685	0,9690
USD/DKK	6,7694	6,7704
USD/NOK	9,2396	9,2405
USD/SEK	9,5955	9,5985
USD/CAD	1,3294	1,3298
USD/AUD	1,4843	1,4848
USD/HUF	304,3000	304,7000
USD/CZK	22,7400	22,7500
USD/SKK	21,5460	21,6000
USD/PLN	3,8729	3,8744
USD/HRK	6,7494	6,7539
USD/RUB	63,1200	63,1450
USD/NZD	1,5427	1,5439

* Međunarodno devizno međubankarsko tržište / International FX Interbank Market

Izvor / Source: Reuters

EURIBOR

SW	-0,509
1M	-0,460
3M	-0,396
6M	-0,340
1Y	-0,288

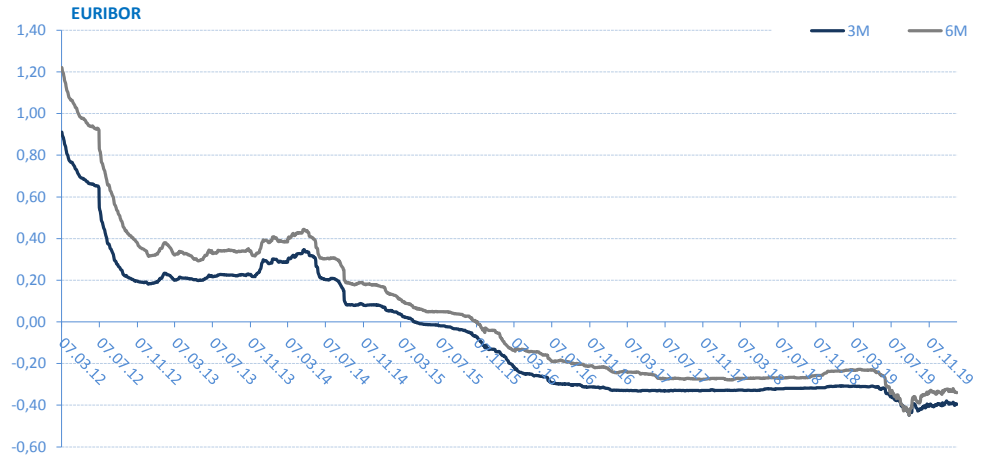
* Izvor: Reuters; Objavljeno prethodnog radnog dana

Kamatne stope Centralnih Banaka

Interest rates of Central banks

CB	Kamatna stopa / Interest rate
USD	1,75
EUR	0,00
GBP	0,75
CAD	1,75
AUD	0,75
JPY	0,10

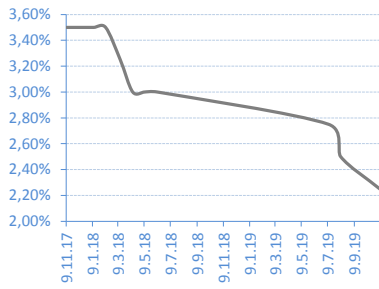
* Izvor: Reuters; Objavljeno prethodnog radnog dana



REFERENTNA KAMATNA STOPA NBS / NBS Key Policy Rates

Date	Rate	Change (%)
07.11.19	2,25%	-10,00%
08.08.19	2,50%	-9,09%
11.07.19	2,75%	-8,33%
08.06.18	3,00%	0,00%
10.05.18	3,00%	0,00%
12.04.18	3,00%	-7,69%
14.03.18	3,25%	-7,14%
08.02.18	3,50%	0,00%
11.01.18	3,50%	0,00%
07.12.17	3,50%	

* Izvor/Source : NBS



BEONIA

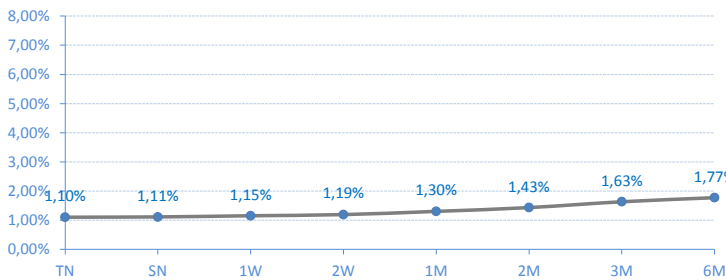
Date	Rate	Change (%)
04.02.20	1,02%	0,00%
03.02.20	1,02%	0,00%
31.01.20	1,02%	0,99%
30.01.20	1,01%	0,00%
29.01.20	1,01%	0,00%
28.01.20	1,01%	0,00%
27.01.20	1,01%	0,00%
24.01.20	1,01%	1,00%
23.01.20	1,00%	0,00%
22.01.20	1,00%	

* Izvor/Source : Reuters; Objavljeno prethodnog radnog dana / Published on previous working day

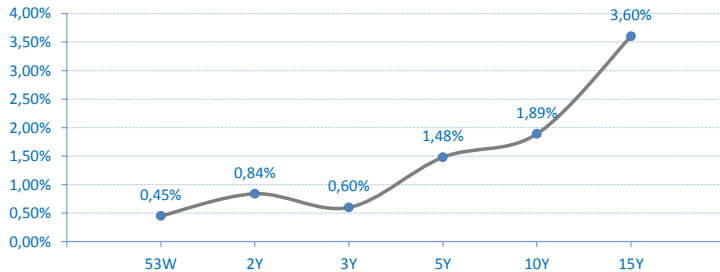


Kamatne stope/Prinos na tržištu / Market Interest Rates

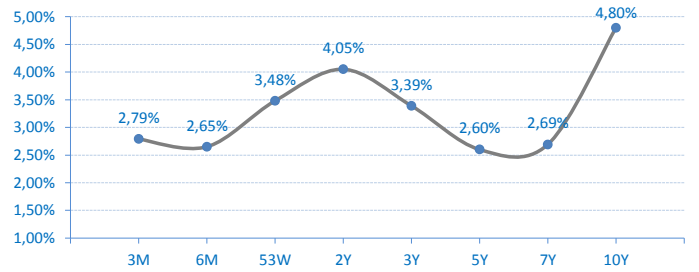
Belibor



Državne HOV Republike Srbije u Euvrima - prinosi sa poslednje aukcije
Government bonds (EUR) of Republic of Serbia - yield on last primary auction



Državne HOV Republike Srbije u Dinarima - prinosi sa poslednje aukcije
Government bonds (RSD) of Republic of Serbia - yield on last primary auction



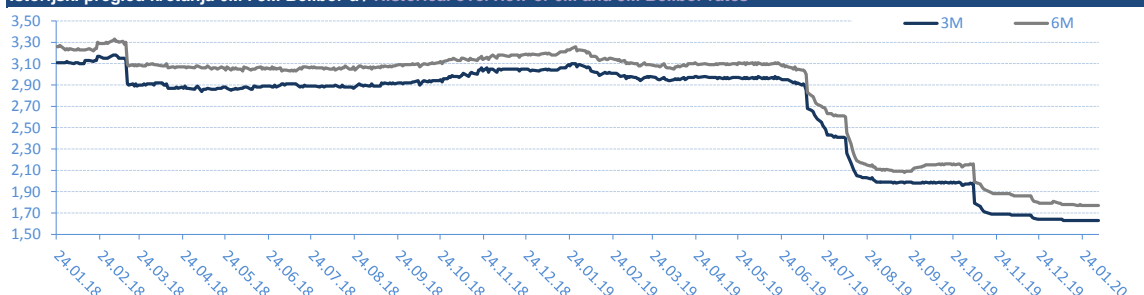
BELIBOR

Trenutne stope / Current rates

TN	1,10%
SN	1,11%
1W	1,15%
2W	1,19%
1M	1,30%
2M	1,43%
3M	1,63%
6M	1,77%

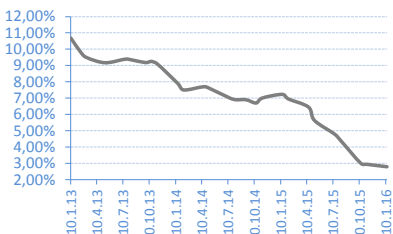
* Izvor/Source : Reuters; Objavljeno prethodnog radnog dana / Published on previous working day

Istorijski pregled kretanja 6M i 3M Belibor-a / Historical overview of 6M and 3M Belibor rates



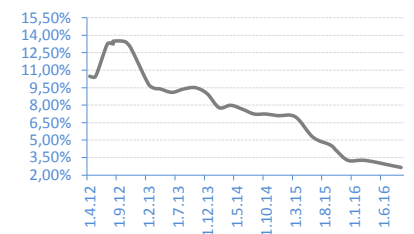
T-BILLS 3M - RSD

Date	Rate	Realisation
14.01.16	2,79%	100,00%
05.11.15	2,94%	100,00%
15.10.15	3,00%	92,18%
06.08.15	4,40%	96,26%
16.07.15	4,79%	98,47%
07.05.15	5,63%	92,92%
16.04.15	6,45%	100,00%
05.02.15	6,95%	45,05%



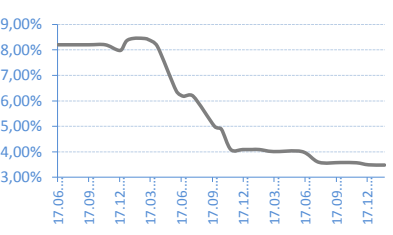
T-BILLS 6M - RSD

Date	Rate	Realisation
01.09.16	2,65%	23,03%
03.03.16	3,25%	96,46%
03.12.15	3,25%	97,22%
08.10.15	4,09%	100,00%
03.09.15	4,57%	87,90%
04.06.15	5,25%	93,30%
05.03.15	7,00%	21,33%
04.12.14	7,10%	100,00%



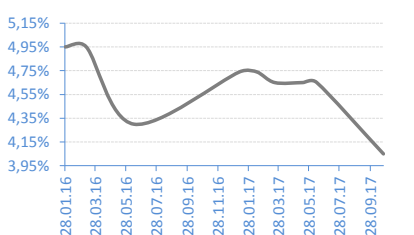
T-BILLS 53W - RSD

Date	Rate	Realisation
06.02.17	3,48%	17,91%
21.12.16	3,49%	32,22%
15.11.16	3,57%	45,64%
28.09.16	3,58%	52,92%
27.07.16	3,59%	49,07%
07.06.16	4,01%	78,06%
15.03.16	4,01%	16,73%
02.02.16	4,09%	63,42%



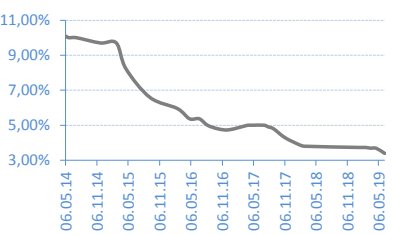
G-BONDS 2Y - RSD

Date	Rate	Realisation
24.10.17	4,05%	116,30%
13.06.17	4,65%	51,56%
16.05.17	4,65%	43,95%
21.03.17	4,65%	100,00%
13.02.17	4,74%	78,80%
10.01.17	4,74%	23,25%
13.06.16	4,30%	95,67%
10.03.16	4,95%	56,41%



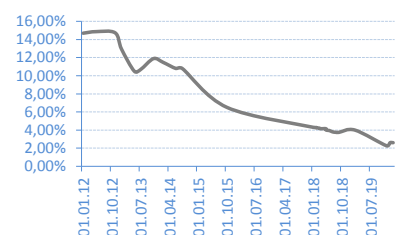
G-BONDS 3Y - RSD

Date	Rate	Realisation
11.06.19	3,39%	62,60%
23.04.19	3,68%	88,70%
19.03.19	3,69%	112,71%
20.02.19	3,73%	120,53%
15.01.19	3,73%	60,94%
28.02.18	3,80%	100,00%
30.01.18	3,88%	34,77%
06.11.17	4,29%	97,97%



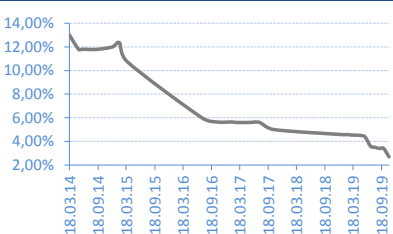
G-BONDS 5Y - RSD

Date	Rate	Realisation
04.02.20	2,60%	8,45%
28.01.20	2,60%	122,78%
10.12.19	2,25%	74,90%
05.02.19	4,00%	105,83%
11.09.18	3,74%	98,60%
14.08.18	3,75%	65,62%
17.07.18	3,80%	40,58%
05.06.18	3,95%	35,67%



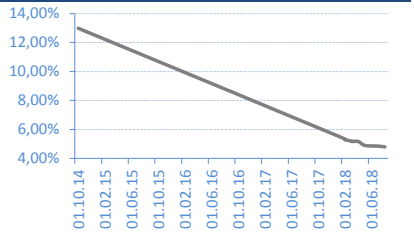
G-BONDS 7Y - RSD

Date	Rate	Realisation
05.11.19	2,69%	100,00%
01.10.19	3,40%	247,35%
03.09.19	3,40%	51,86%
06.08.19	3,50%	47,86%
09.07.19	3,59%	153,64%
04.06.19	4,37%	267,04%
07.05.19	4,50%	134,27%
10.04.19	4,52%	75,42%



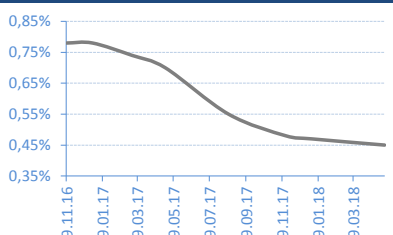
G-BONDS 10Y - RSD

Date	Rate	Realisation
07.08.18	4,80%	26,87%
10.07.18	4,85%	36,97%
15.05.18	4,90%	96,72%
03.04.18	5,17%	26,55%
20.03.18	5,17%	83,61%
06.03.18	5,20%	203,57%



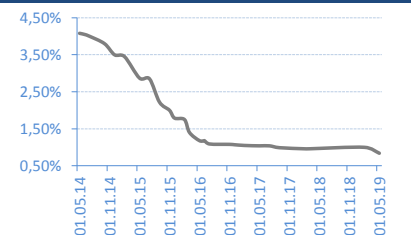
T-BILLS 53W - EUR

Date	Rate	Realisation
21.05.18	0,45%	100,00%
18.01.18	0,47%	98,00%
05.12.17	0,48%	100,00%
30.08.17	0,55%	50,00%
15.05.17	0,70%	91,30%
20.03.17	0,74%	60,00%
12.01.17	0,78%	46,20%
29.11.16	0,78%	100,00%



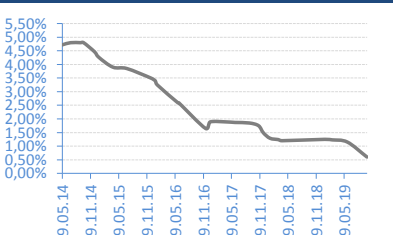
G-BONDS 2Y - EUR

Date	Rate	Realisation
27.05.19	0,84%	148,40%
19.02.19	1,00%	142,00%
22.03.18	0,96%	25,62%
01.02.18	0,96%	52,00%
14.09.17	0,99%	53,60%
12.07.17	1,04%	16,80%
23.05.17	1,04%	99,00%
14.02.17	1,05%	95,35%



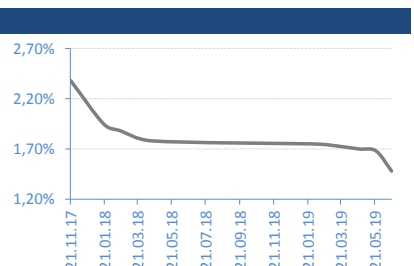
G-BONDS 3Y - EUR

Date	Rate	Realisation
23.10.19	0,60%	100,00%
18.06.19	1,15%	59,14%
12.03.19	1,23%	50,04%
23.01.19	1,25%	32,10%
20.04.18	1,20%	35,96%
28.03.18	1,24%	99,29%
02.02.18	1,29%	100,00%
21.12.17	1,49%	100,00%



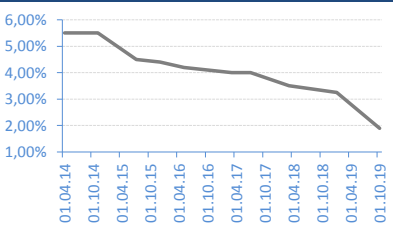
G-BONDS 5Y - EUR

Date	Rate	Realisation
20.06.19	1,48%	47,86%
23.05.19	1,68%	77,32%
22.04.19	1,70%	19,90%
27.02.19	1,74%	37,84%
29.01.19	1,75%	41,25%
16.04.18	1,78%	52,41%
19.02.18	1,88%	79,99%
19.01.18	1,95%	80,28%



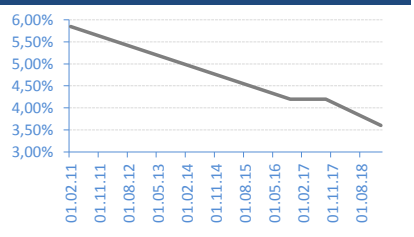
G-BONDS 10Y - EUR

Date	Rate	Realisation
09.10.19	1,89%	100,00%
16.01.19	3,25%	139,40%
26.03.18	3,50%	86,85%
13.07.17	4,00%	42,95%
15.03.17	4,00%	65,60%
25.05.16	4,20%	96,00%
04.12.15	4,40%	100,00%
28.07.15	4,50%	76,77%



G-BONDS 15Y - EUR

Date	Rate	Realisation
06.02.19	3,60%	100,00%
06.09.17	4,20%	70,13%
19.10.16	4,20%	100,00%



AKCIJE / Shares - REGULISANO TRŽIŠTE / REGULATED MARKET

Najtrgovanije HOV / Most Active

	Symbol	Closing price	% Change	Open	Max	Min	No of Trades	Volume	Volume RSD
NIS a.d. Novi Sad	NIIS	754	0,67%	742	760	742	90	3.661	2.759.412
Fintel energija a.d. , Beograd	FINT	655	0,77%	655	655	655	1	100	65.500
Aerodrom Nikola Tesla a.d. Beograd	AERO	1.052	0,10%	1.050	1.055	1.050	9	9	9.458
Alfa plam a.d. Vranje	ALFA	27.000	2,08%	27.000	27.000	27.000	2	10	270.000
Philip Morris Operations a.d. Nis	DINNPB	5.524	3,00%	5.430	5.600	5.430	5	190	1.049.500

Dobitnici / Gainers

	Symbol	Closing price	% Change	Open	Max	Min	No of Trades	Volume	Volume RSD
Aerodrom Nikola Tesla a.d. Beograd	AERO	1.052	0,10%	1.050	1.055	1.050	9	9	9.458
Philip Morris Operations a.d. Nis	DINNPB	5.524	3,00%	5.430	5.600	5.430	5	190	1.049.500
Fintel energija a.d. , Beograd	FINT	655	0,77%	655	655	655	1	100	65.500
Alfa plam a.d. Vranje	ALFA	27.000	2,08%	27.000	27.000	27.000	2	10	270.000
NIS a.d. Novi Sad	NIIS	754	0,67%	742	760	742	90	3.661	2.759.412

Gubitnici / Decliners

	Symbol	Closing price	% Change	Open	Max	Min	No of Trades	Volume	Volume RSD
Lasta a.d. Beograd	LSTA	650	-0,15%	652	652	650	6	268	174.314

AKCIJE / SHARES - MTP

Najtrgovanije HOV / Most Active

	Symbol	Closing price	% Change	Bid (Volume)	Ask (Volume)	No of Trades	Volume	Volume RSD
PD Zajecar a.d. Zajecar	PDZA	10.500	0,43%	10500	10500	10500	5	31
Kastel a.d. Ecka	KSTL	600	0,00%	600	600	600	1	2.356
Telefonkabl a.d. Beograd	TLKB	10.032	0,32%	10444	10000	10032	2	14
Zlatarplast a.d. Nova Varos	ZLTP	3.100	3,33%	3100	3100	3100	10	296

Dobitnici / Gainers

	Symbol	Closing price	% Change	Bid (Volume)	Ask (Volume)	No of Trades	Volume	Volume RSD
Trgopromet a.d. Subotica	TRGOM	960	1,05%	960	960	960	2	250
Zlatarplast a.d. Nova Varos	ZLTP	3.100	3,33%	3100	3100	3100	10	296
PD Zajecar a.d. Zajecar	PDZA	10.500	0,43%	10500	10500	10500	5	31
Telefonkabl a.d. Beograd	TLKB	10.032	0,32%	10444	10000	10032	2	14

Gubitnici / Decliners

	Symbol	Closing price	% Change	Bid (Volume)	Ask (Volume)	No of Trades	Volume	Volume RSD
Gosa FOM a.d. Smederevska Palanka	GFOM	376	-0,27%	376	373	376	10	95

Kontakt / Contacts:

Srđan Tomašević

srđjan.tomasevic@erstebank.rs

Trgovanje / Trading

011/220 9116

Aleksandar Zarić

aleksandar.zaric@erstebank.rs

Prodaja / Sales

011/220 9198

Aleksandra Parčetić

aleksandra.parcetic@erstebank.rs

Brokersko poslovanje / Brokerage

011/220 9159

Vladimir Vulević

vladimir.vulevic@erstebank.rs

Podrška i Razvoj / Support and Development

011 / 201 50 50

Nenad Đurović

nenad.djurovic@erstebank.rs

Trgovanje / Trading

011/ 220 9115

Dušan Stević

dusan.stevic@erstebank.rs

Prodaja / Sales

011/220 9118

Goran Sladoje

goran.sladoje@erstebank.rs

Prodaja / Sales

011/ 220 9132

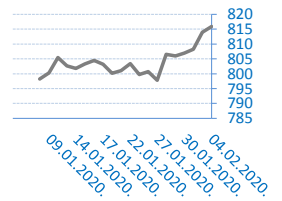
Izveštaj sačinio / Prepared by: Sektor sredstava / Treasury division

Informacije i cene iz ovog pregleda dobijene su iz izvora za koje verujemo da su pouzdani ali ne garantujemo njihovu tačnost i potpunost. Navedene informacije su važeće samo u trenutku njihovog sastavljanja a objavljuju se u ciju opšteg informisanja, pri čemu ne predstavljaju bilo kakav oblik investicionog saveta niti preporuke za investiranje niti na bilo koji način obavezuju Erste Bank ad Novi Sad u pogledu odgovornosti za štetu nastalu upotrebom informacija iz ovog pregleda.

The information and prices in this review are obtained from sources that we believe are reliable, but we do not guarantee their accuracy and completeness. The mentioned information is valid only at the time of their compilation and are published in the general information, whereby they do not represent any form of investment advice or recommendations for investing or in any way obligate Erste Bank ad Novi Sad in respect of liability for damages arising from the use of information referred to in of this review.

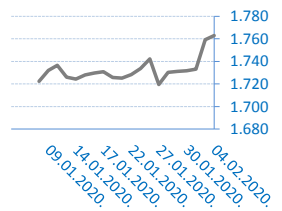
BELEX15

Vrednost / Value	815,87
Promena / Change	1,89
%	0,23%



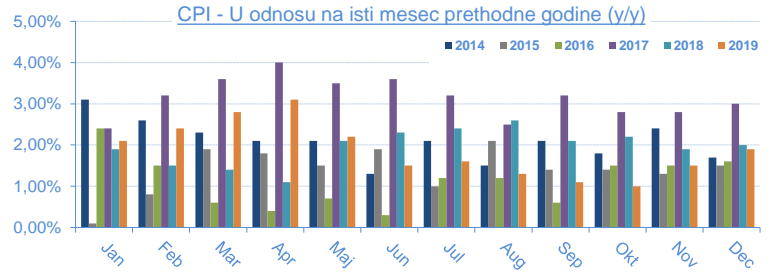
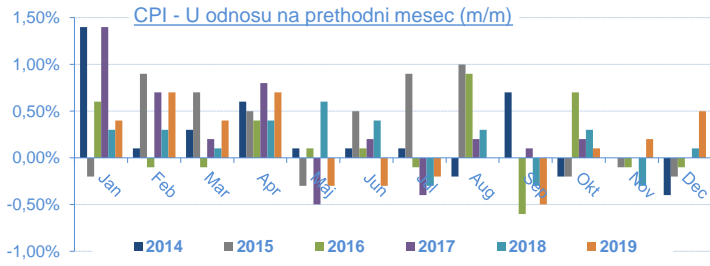
BELEXline

Vrednost / Value	1.762,86
Promena / Change	3,58
%	0,20%



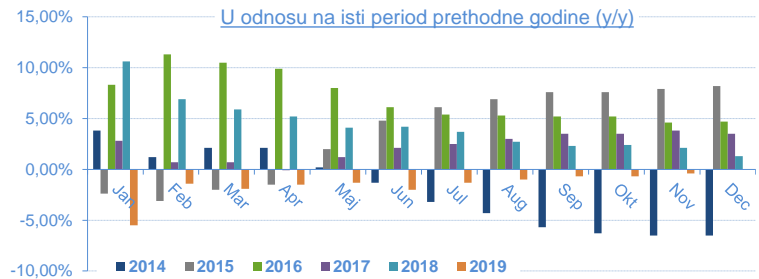
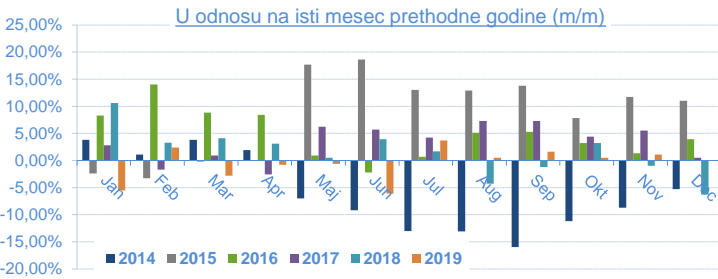
Indeks potrošačkih cena (Consumer Price Index - CPI) / 2018

	Jan	Feb	Mar	Apr	Maj	Jun	Jul	Aug	Sep	Okt	Nov	Dec
U odnosu na prethodni mesec (m/m)	0,40%	0,70%	0,40%	0,70%	-0,30%	-0,30%	-0,20%	0,00%	-0,50%	0,10%	0,20%	0,50%
U odnosu na isti mesec 2018. (y/y)	2,10%	2,40%	2,80%	3,10%	2,20%	1,50%	1,60%	1,30%	1,10%	1,00%	1,50%	1,90%
U odnosu na decembar 2018.		1,10%	1,50%	2,30%	2,00%	1,70%	1,50%	1,50%	1,00%	1,20%	1,40%	1,70%
Datum objavljivanja / Published date	22.02.19	12.03.19	12.04.19	13.05.19	12.06.19	12.07.19	12.08.19	12.09.19	11.10.19	12.11.19	12.12.19	13.01.20



INDUSTRIJSKA PROIZVODNJA / Industrial production / 2019

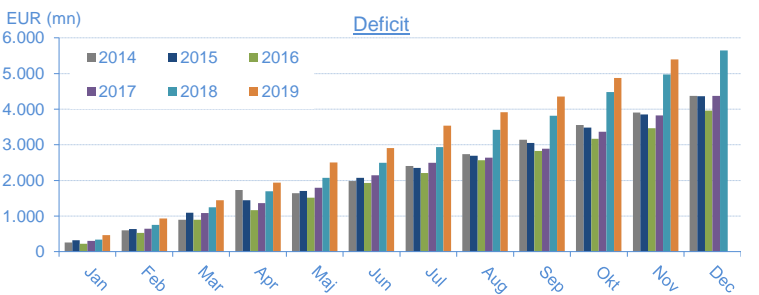
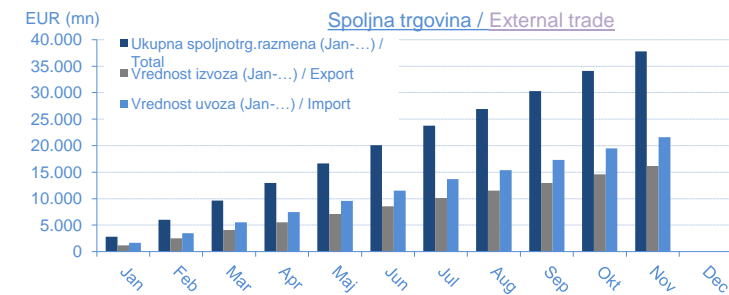
	Jan	Feb	Mar	Apr	Maj	Jun	Jul	Aug	Sep	Okt	Nov	Dec
U odnosu na isti mesec 2018 (m/m)	-5,50%	2,40%	-2,80%	-0,80%	-0,60%	-6,10%	3,70%	0,50%	1,60%	0,50%	1,10%	
U odnosu na isti period 2018 (jan-...) (y/y)	-5,50%	-1,40%	-1,90%	-1,50%	-1,30%	-2,00%	-1,30%	-1,00%	-0,70%	-0,70%	-0,40%	
U odnosu na prosek 2018	-12,20%	-7,40%	2,30%	-4,40%	1,10%	-2,50%	1,70%		3,80%	10,50%	7,60%	
Datum objavljivanja / Published date	28.02.19	29.03.19	30.04.19	31.05.19	28.06.19	31.07.19	30.08.19	30.09.19	31.10.19	29.11.19	29.12.19	



SPOLJNOTRGOVINSKA ROBNA RAZMENA / External Trade / 2019

* u eur mln

Mesec/Month	Jan	Feb	Mar	Apr	Maj	Jun	Jul	Aug	Sep	Okt	Nov	Dec
Ukupna spoljnotrg.razmena (Jan-...) / Total	2.840,40	6.015,80	9.626,40	12.958,60	16.675,50	20.077,90	23.801,00	26.891,80	30.323,80	34.095,90	37.765,80	
Promena / Yearly change	7,80%	9,80%	8,10%	8,30%	9,70%	8,00%	9,00%	7,90%	7,90%	7,50%	7,60%	
Vrednost izvoza (Jan-...) / Export	1.186,90	2.539,90	4.092,80	5.510,50	7.087,40	8.584,20	10.131,20	11.488,50	12.986,20	14.607,70	16.183,60	
Promena / Yearly change	3,00%	7,10%	6,90%	7,30%	8,30%	6,70%	7,20%	6,90%	7,00%	7,30%	7,40%	
Vrednost uvoza (Jan-...) / Import	1.653,50	3.475,90	5.533,60	7.448,10	9.588,10	11.493,70	13.669,80	15.403,30	17.337,60	19.488,20	21.582,20	
Promena / Yearly change	11,50%	11,70%	9,00%	9,00%	10,80%	9,10%	10,40%	8,70%	8,70%	7,80%	7,70%	
Deficit (jan-...)	466,70	936,00	1.440,80	1.937,70	2.500,70	2.909,50	3.538,60	3.914,80	4.351,40	4.880,50	5.398,60	
Promena / Yearly change	40,90%	26,50%	15,60%	14,20%	18,80%	17,00%	20,60%	14,50%	14,10%	9,20%	8,60%	
Pokrivенost uvoza izvozom (Export/Import ratio)	71,80%	73,10%	74,00%	74,00%	73,90%	74,70%	74,10%	74,60%	74,9%	74,9%	75,0%	
Datum objavljivanja / Published date	12.03.19	29.03.19	30.04.19	31.05.19	28.06.19	31.07.19	30.08.19	30.09.19	31.10.19	29.11.19	29.12.19	



BUDŽETSKI BALANS / Budget balance

* u rsd mln

Budžetski balans u 2018.	32.183,97
January 2019	23.620,61
February 2019	-1.429,81
March 2019	-6.363,12
April 2019	-10.322,94
May 2019	2.776,26
June 2019	13.189,82
July 2019	27.059,77
August 2019	-1.883,59
September 2019	3.248,29
October 2019	14.877,82
November 2019	-2.546,62
December 2019	
Budžetski balans u 2019. / Total 2019	62.226,50
Planirani deficit u 2019. / Planned	-3.344,12
Ostvarenje plana / Realisation	
Datum ažuriranja / Published date	06.01.20

